


THE **K!** REPORT 2013

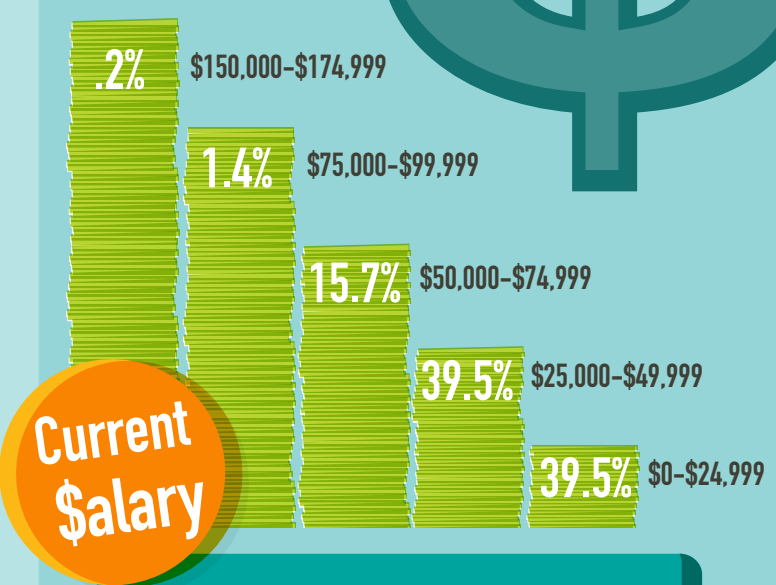
CHILDREN'S & FAMILY MINISTRY BY THE NUMBERS

61%
PROVIDE A
MIDWEEK CLUB



Budgets range from
\$100 - \$1,400,000
(yes, you read that right!)

GRANDPARENTS
MAKE UP 12% OF VOLUNTEERS



29%
are Mac users

21% DO NOT
drink coffee

Criminal background checks are done by **84%**

Only **56%** do a sex offender registry check on volunteers

37%
utilize electronic check-in systems

13% ARE
MULTISITE CHURCHES

10%
steal snacks from
preschool rooms at least
TWICE
a week

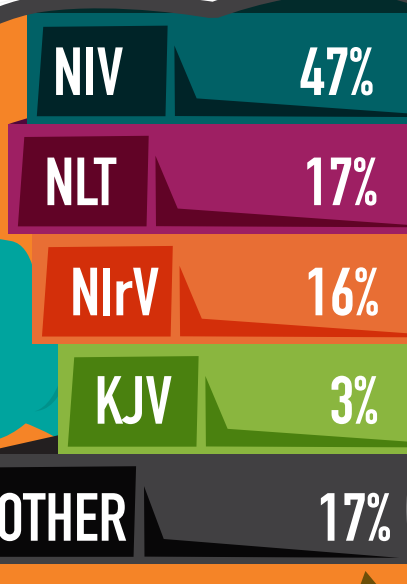
70%
OF CHURCHES HAVE
SUNDAY SCHOOL

THE MOST
CHALLENGING
PART OF THE JOB

58% RECRUITING
VOLUNTEERS

5% DISCIPLINE

Bible version used in ministry



29%
use a tablet
device in ministry

13%
DO NOT TAKE A DAY OFF



7% HAVE LOST A
KID AT CAMP

82%
feel they have support
from church leadership

Family service offered by 18%

Curriculum Format Used

- Printed lessons 33%
- Digital / Downloadable lessons 57%
- Write their own 10%

73%
of churches said they are
GROWING

The K! Report is an annual survey dedicated to providing the children's and family ministry community with current trends and insights. It is developed through a partnership with KidzMatter and Indiana Wesleyan University. For more information visit our website at kidzmatter.com/kreport.