

Kidology Open Source Curriculum is a teaching tool you download, remix, and share with others. It consists of three 1-year programs: *Old Testament Chronological Study*, *New Testament Chronological Study*, and *Value Keepers of the Bible*.

Originally written by Susan Harper of Caring Hands Ministries, this comprehensive Bible curriculum was provided to share and distribute on Kidology.org.

This curriculum is made available "as is" and may contain legacy references to Caring Hands Ministries, a ministry that is now retired.

Please direct all curriculum inquiries to the Kidology.org Forums or via e-mail to support@kidology.org.

For complete information on use, derivative works, attribution, and non-commercial distribution, please visit:

<http://www.kidology.org/opensource/terms>



VALUE KEEPERS OF THE BIBLE



LOVE



BIBLE MEMORY PASSAGE:

“Love is patient, love is kind. It does not envy, it does not boast, it is not proud. It is not self-seeking, it is not easily angered, it keeps no record of wrongs. Love does not delight in evil but rejoices with the truth. It always protects, always trusts, always hopes, always perseveres.”

I Corinthians 13:4-7

SECTION	LESSON 21	LESSON 22	LESSON 23	LESSON 24
VALUE	LOVE	FRIENDSHIP	KINDNESS	FORGIVENESS
BIBLE PERSON	GOD	BARNABAS	PHILLIP	JOSEPH
BIBLE REFERENCE	JOHN 3:16	ACTS 9:1-28, 11:22-26	ACTS 8	GENESIS 37:7-45:15
ACTIVITIES & GAMES	BIBLE VERSE HOP! LOVING QUALITIES	GIANT BUBBLE RELAY BIBLE VERSE BUDDY	NAME BINGO KINDNESS ACRONYM RELAY	COAT RELAY GIANT HUG RELAY
CRAFTS/ COOKING	LOVE PIN LOVE COOKIES	FRIENDSHIP BRACELET FRIENDSHIP CAKE	KINDNESS GIFT BASKET KIND. BREADSTICKS	PRAYER & FORGIVENESS FIGURE SWEET AS HONEY
OTHER RESOURCES	VIDEOS: In Harms Way STORIES: Gilly Greenweed's Gift The Assies are Coming	VIDEO: Shadow of a Doubt	VIDEO: Legend of the Desert STORIES: Suzy Swoof	VIDEO: God wants Me to forgive Them?!? STORIES: Holly Honk

VALUE KEEPERS TABLE TALK

"Love is patient, love is kind. It does not envy., it does not boast, it is not proud. It is not self-seeking, it is not easily angered, it keeps no record of wrongs. Love does not delight in evil but rejoices with the truth. It always protects, always trusts, always hopes, always perseveres."

I Corinthians 13:4-7

WEEK 21

VALUE: **LOVE**

To care deeply for God and others.

BIBLE STORY: **GOD** John 3:16

This is one of the most popular Bible verses in the Bible. Discuss why you think this is so.

WHAT WOULD JESUS DO?

You often feel anger towards someone else in your family. Using words like "I feel ..." or rather than "You do ..." discuss the problem. Then answer the question "What should you do?"

WEEK 22

VALUE: **FRIENDSHIP**

To know, like and trust someone and want to spend time with them.

BIBLE STORY: **BARNABAS** Acts 9:1-28, 11:22-26

How was Barnabas a friend to Saul (later known as Paul)? Did Saul deserve that friendship?

WHAT WOULD JESUS DO?

Discuss these situations using the WWJD ACTION steps.

1. Someone in your family does not know Jesus. What should you do?
2. A stranger knocks at your door when your parents are not home saying he has to check your furnace. What should you do?
3. Your best friend is locked out of her house and your parents are not home. What should you do?

WHAT WOULD JESUS DO ACTION STEPS:

1. What are your choices?
2. What does the Bible say?
3. Just ask God!
4. Decide your path.

WEEK 23

VALUE: **KINDNESS**

To be helpful or nice to someone.

BIBLE STORY: **PHILIP** Acts 8

Philip showed kindness to the eunuch who was trying to understand the Old Testament. How did Philip show kindness?

WHAT WOULD JESUS DO?

Discuss these situations using the WWJD ACTION steps.

1. Your sister has a soccer game to play and she is behind delivering her papers on her paper route. What should you do?
2. Your dad is raking leaves. What should you do?
3. Your next door neighbor broke her leg and she needs groceries. What should you do?

WHAT WOULD JESUS DO ACTION STEPS:

1. What are your choices?
2. What does the Bible say?
3. Just ask God!
4. Decide your path.

WEEK 24

VALUE: **FORGIVENESS**

To let go of your anger or ill will towards someone.

BIBLE STORY: **JOSEPH** Genesis 37:7-45:15

How did Joseph show forgiveness to his brothers? How do you think Joseph felt when he saw them after so many years?

WHAT WOULD JESUS DO?

Discuss these situations using the WWJD ACTION steps.

1. You were angry at your brother and you ripped up his favorite poster. What should you do?
2. You borrowed your sister's favorite dress without permission and accidentally tore it. What should you do?
3. Your dad told you to not touch his tools, but you did anyway. What should you do?

WHAT WOULD JESUS DO ACTION STEPS:

1. What are your choices?
2. What does the Bible say?
3. Just ask God!
4. Decide your path.

_____ is a VALUE KEEPER!

Each month kids at our church have the opportunity to earn a **VALUE PIN** by practicing the values learned about in class. To earn the pin for this month, pick a combination of goals from the list below to equal 25 or more points. In order to receive credit for the goal, a parent must initial the block beside the goal completed. On the last Sunday of the month, kids need to return this sheet to their teacher and pins will be awarded.

LOVE

GOAL CHOICES	POINT VALUE	PARENT INITIALS	POINTS EARNED
1. Decorate a border around two sheets of paper. Use the paper to write letters to two FRIENDS .	5	<input type="text"/>	—
2. Make cookies to give to someone. Enclose a decorated card or gift tag to show your LOVE .	5	<input type="text"/>	—
3. Tell someone that hurt you that you FORGIVE them.	5	<input type="text"/>	—
4. Show someone you have been jealous of an act of KINDNESS . Discuss it with Mom or Dad first.	5	<input type="text"/>	—
5. Draw a large heart and write on it what 1 Corinthians 13:4-7 means to you.	5	<input type="text"/>	—
6. Say this month's Bible Memory verse (1 Corinthians 13:4-7) to your Mom or Dad.	10	<input type="text"/>	—

Total Points Earned _____ LOVE Pin Earned? Yes No

_____ is a VALUE KEEPER!

Each month kids at our church have the opportunity to earn a **VALUE PIN** by practicing the values learned about in class. To earn the pin for this month, pick a combination of goals from the list below to equal 25 or more points. In order to receive credit for the goal, a parent must initial the block beside the goal completed. On the last Sunday of the month, kids need to return this sheet to their teacher and pins will be awarded.

LOVE

GOAL CHOICES	POINT VALUE	PARENT INITIALS	POINTS EARNED
1. Decorate a border around two sheets of paper. Use the paper to write letters to two FRIENDS .	5	<input type="text"/>	—
2. Make cookies to give to someone. Enclose a decorated card or gift tag to show your LOVE .	5	<input type="text"/>	—
3. Tell someone that hurt you that you FORGIVE them.	5	<input type="text"/>	—
4. Show someone you have been jealous of an act of KINDNESS . Discuss it with Mom or Dad first.	5	<input type="text"/>	—
5. Draw a large heart and write on it what 1 Corinthians 13:4-7 means to you.	5	<input type="text"/>	—
6. Say this month's Bible Memory verse (1 Corinthians 13:4-7) to your Mom or Dad.	10	<input type="text"/>	—

Total Points Earned _____ LOVE Pin Earned? Yes No

Date: _____

Teacher's Notes

About "The Objective"

To determine those values, or standards, set by God to help us know how to live our lives and treat others in the world around us.

About "The Value"

MONTH'S VAL. FOCUS: **LOVE** VALUE PIN: **GOLDEN RETRIEVER**
MONTH'S SCRIPTURE MEMORY: **1 CORINTHIANS 13:4-7**

LOVE

To care deeply for God and others.

VALUE REVIEW

VALUE OBJECT LESSON

About "The Story"

STORY: God

SCRIPTURE: John 3:16

About "Activity Choices"

ACTIVITIES GAMES CRAFTS COOKING

- Lesson Focus Questions
- The Golden Retriever
- Bible Verse Hop!
- Loving Qualities
- Love Pin
- Love Cookies
- WWJD? Discussion Starter
- Prayer Request Book

OTHER RESOURCES

- Odyssey: In Harms Way
It is good to be different
- Helpful Hal's Treasury: Gilly Greenweed's Gift
A story about showing love
- Big Ideas: The Assies are Coming

TEACHER'S DEVOTION:

Dear Lord, February is known as the month of LOVE. I think that it comes at a great time of the year... kinda in the middle of the winter blahs! It reminds me of more than Valentine candy and love letters. It reminds me of God's undying love for all of us. No matter how bleak things are, God's love is everlasting. Lord, help me to love my family, my friends and the children in my class with love that reflects your love for them!

Week 21



LOVE

To care deeply for God and others.

VALUE REVIEW

- What animal represents the value of DEPENDABILITY?
- Define DEPENDABILITY.

OBJECT LESSON

Object: red reflector, white envelop and a flashlight

Before class cut a small heart out of one side of the white envelop so when the red reflector is put in the envelop it looks like a red heart.

Good morning boys and girls! How are all of you this morning? Do you see what I have in my hand? *(Show the red reflector.)* That's right. It is a red reflector. What is it used for? *(Have kids tell you it is used on the back of a bicycle so people can see you on your bike at night.)* I don't see how this piece of glass can do that! I mean, it does not shine brightly or anything! What? It has to be dark? Ok, let's turn off the lights. Well, now I cannot see anything! What? I need to shine a light on it? Ok, let's shine a flashlight on it and see what it looks like. *(While it is dark in the room, slip the red reflector into the white envelop so when the flashlight is turned on it looks like a red heart.)* Wow! I see what you mean! It takes the light from something else for us to see it shine! Can you tell me what this red heart reminds you of? *(Get suggestions from the kids.)* This heart reminds me of the LOVE of God. Love does not come from within us, it comes from God. Only when Jesus lives in our hearts can we reflect his love to others.

"We love, because He first loved us."

About "The Value"

GOD

SCRIPTURE

John 3:16

“For God so loved the world that he gave his one and only Son that whoever believes in him shall not perish but have eternal life.”

John 3:16

A long time ago ...

the world was full of sin and God’s people would not listen to him. After 400 silent years, God sent his Son, the promised Messiah. Jesus was born in a stable surrounded by animals rather than a kingly palace surrounded by servants. He was raised in a small village rather than a royal city. He taught about a heavenly kingdom rather than an earthly kingdom. Then he paid the ultimate price, his life, for our sins. The good news is that Jesus did not stay in the grave. He rose again and lives forever in the heart of those who love him.

Does God love us? Yes! He loves us so much he gave his only Son to show us the way to eternal life. He loves us so much that he allows us to choose whether we want Jesus as our Savior or to reject him.

What we can learn from the story

God had the power to have his Son born into any household he wanted to. He chose Mary and Joseph because they were part of the common people and they loved God. Jesus was not born in a privileged class. He was born as one of us to let us know God loves us and has prepared a home for us in heaven.

About “The Story”



LOVE

To care deeply for God and others.

WHAT IS LOVE?

To care deeply for God and others.

To LOVE means to care passionately and with devotion. It means to show deep affection and adoration. The word LOVE is often referred to as having romantic feelings for someone. That is one form of LOVE. Our use of the word LOVE refers more to AGAPE LOVE ... a brotherly LOVE toward mankind.

HOW DID GOD SHOW LOVE FOR US IN JOHN 3:16?

God showed LOVE by giving us his Son. By giving us his Son he provided us a way to have eternal life.

IN OUR BIBLE PASSAGE FOR THIS MONTH THERE ARE SEVEN “LOVING QUALITIES”. (SEE THE GAME TITLED “LOVING QUALITIES”) USING THE SEVEN UNDERLINED WORDS, TELL HOW THEY DEFINE LOVE.

Patient - To love someone means you willingly endure that which is hard without complaining.

Kind - To love means you are sympathetic towards or gentle to them.

Truth - To love someone means you are honest and sincere with them.

Protects - To love someone means to shield them from injury or danger. It means to defend them.

Trusts - To love someone means to believe they are being honest and reliable. It means you can lean on them when needed.

Hopes - To love someone means you believe what is wanted will happen. It means to have faith.

Perseveres - To love someone means you willingly continue a course of action in spite of the difficulty or opposition.

About “The Value”



LOVE

To care deeply for God and others.

GOLDEN RETRIEVER

ANIMAL CHARACTERISTIC:

The Golden Retriever is a specifically trained dog that is noted for its quick reflexes that makes it an outstanding hunting dog. It is a short-haired dog with large floppy ears known for its trainability, animated demeanor and trusting expression. Golden Retrievers stand only 21-24 inches tall and weigh between 50 and 75 pounds.

VALUE CONNECTION:

Like most domesticated dogs, the Golden Retriever is a very loveable dog. Dogs have been nicknamed “man’s best friend” due to their loyalty and friendliness. Even when mistreated, they are very forgiving and do not show the jealousy that many species of other domesticated animals, like cats, do. These loveable qualities are some of the reasons why so many households have dogs as their choice of a family pet.

About “The Activities”

VALUE LEARNING GAMES:

BIBLE VERSE HOP!

GRADES: 1-6

EQUIPMENT: Bible Verse Hopscotch Master
Sidewalk Chalk
Stone for each team

OBJECTIVE: The team to complete the Bible Verse Hop first wins.

PRIOR TO CLASS: Make a copy of the Bible Verse Hopscotch sheet for each team.

DIRECTIONS:

1. Divide the class into four or more teams. Give each team at least one piece of sidewalk chalk, the Bible verse master and a stone.
2. Before the game begins, have each team draw the hopscotch pattern on the sidewalk or asphalt and have them write in the words of the verse in the squares.
3. On "GO" have all the players on each team run through their hopscotch pattern saying the Bible verse as they go. Then have the first player on each team drop the stone into the first square. He, followed by his teammates, hop over the square with the stone in it and continue down the hopscotch pattern. Be sure everyone says the verse as they hop!
4. Continue the relay by having the second player throw the stone into the second square and complete Step #3.
5. The team to complete their Bible Verse Hop first wins.

About "The Activities"

BIBLE VERSE HOP MASTER

1
Corinthians
13:4-5

it is not
easily
angered,

it keeps
no record
of
wrongs.

It is not
self-
seeking,

it does
not boast,

it is not
proud.

It does
not envy,

love is
kind.

Love is
patient,

VALUE LEARNING GAMES:

LOVING QUALITIES

GRADES: 1-6

EQUIPMENT: Loving Qualities master
One pencil for each team

OBJECTIVE: The team to complete the puzzle first wins.

PRIOR TO CLASS: Make a copy of Loving Qualities for each team.

DIRECTIONS:

1. Divide the class in teams of no more than four players.
2. On "GO" the teams hunt for the words that are underlined in the Bible passage and circle them on the Loving Qualities master.
3. The team to complete the puzzle first wins.

About "The Activities"

LOVING QUALITIES

Directions: Circle the underlined words in the word search puzzle below. The team to find all of these qualities of LOVE first wins.

“Love is patient, love is kind. It does not envy, it does not boast, it is not proud. It is not self-seeking, it is not easily angered, it keeps no record of wrongs. Love does not delight in evil but rejoices with the truth. It always protects, always trusts, always hopes, always perseveres.”

I Corinthians 13:4-7

F	O	P	R	G	O	D	S	O	L
P	E	R	S	E	V	E	R	E	S
O	A	O	V	E	D	T	H	E	T
W	O	T	R	U	S	T	S	D	R
T	H	E	I	H	O	P	E	S	U
A	T	C	H	E	E	G	A	V	T
E	H	T	K	I	N	D	I	S	H
O	N	S	L	Y	S	T	O	N	R

VALUE LEARNING CRAFTS AND COOKING:

LOVING PIN

SUPPLIES: 3" x 3 1/2" piece of cardboard in the shape of a heart

Curling ribbon Glue
Colored paper Safety pins
Hole punch

DIRECTIONS:

1. Cut out a piece of colored paper 4" x 4 1/2". Cover the cardboard heart with the paper. Fold the edges and glue them in place. Cut out a second piece of colored paper in a heart 3" x 3 1/2" and glue it on the back of the cardboard heart. Use a hole punch to make a hole in the heart as pictured.
2. Next have students cut ribbon long enough to go through the hole and tie it in a bow.
3. Put a drop of glue behind the bow to keep the ribbon in place.
4. In small letters, ask students to write "God Loves You" on the heart.
5. Have students put a safety pin in the ribbon and give the heart to someone they love.



LOVE COOKIES

INGREDIENTS: 1 package of Sugar Cookies

Sprinkles and Icing

SUPPLIES: Baking Pan Waxed Paper
Plastic knives Napkins

DIRECTIONS:

1. Cut a slice (or two) of the sugar cookies for each student. Have them put it on a piece of waxed paper.
2. Using a plastic knife, instruct them to cut out a heart from their cookie. (They can eat the part of the cookie they cut off.)
3. Let the students decorate their cookies with sprinkles and/or icing.
4. Bake the cookies according to the directions on the sugar cookie package.
5. Serve the cookies on napkins after telling God why they love him.

About "The Activities"



LOVE

To care deeply for God and others.

WHAT WOULD JESUS DO?

Choose one situation to discuss using the ACTION Steps below.

THE SITUATION:

1. The mom of one of the kids in your class is real ill. What can you do?
2. You know you are supposed to love people, but there is a kid in your class at school you do not like at all! What should you do?

* Things to discuss:

- a. Pray for God to help you love that person like He does
- b. Think about what it would be like to be in that person's circumstances
- c. Think of one thing you do like about that person
- d. Do something fun with that person or something to help him

ACTION STEPS:

1. **What** are your choices?
2. **What** does the Bible say?
"Be devoted to one another in brotherly love. Honor one another above yourselves.
Romans 12:10
3. **Just** ask God!
4. **Decide** your path.

Prayer Request Book

1. Ask if there were any answered prayers from last week.
2. Record these answered prayers in your book and date them.
3. Ask if there are any new prayer requests. Record them.
4. Remind students about **My Praying Hands** if you are using them.
5. As a group pray for each request made.

About "The Activities"

Date: _____

Teacher's Notes

About "The Objective"

To determine those values, or standards, set by God to help us know how to live our lives and treat others in the world around us.

About "The Value"

MONTH'S VAL. FOCUS: **LOVE** VALUE PIN: **GOLDEN RETRIEVER**
MONTH'S SCRIPTURE MEMORY: **1 CORINTHIANS 13:4-7**

FRIENDSHIP

To know, like and trust someone and want to spend time with them.

VALUE REVIEW

VALUE OBJECT LESSON

About "The Story"

STORY: BARNABAS

SCRIPTURE: Acts 9:1-28, 11:22-26

About "Activity Choices"

ACTIVITIES GAMES CRAFTS COOKING

- Lesson Focus Questions
- Giant Bubble Relay
- Bible Verse Buddy
- Friendship Bracelet
- Friendship Cake
- WWJD? Discussion Starter
- Prayer Request Book

OTHER RESOURCES

- Odyssey: Shadow of a Doubt
Trust your friends

TEACHER'S DEVOTION:

Dear Lord, Thank you for the friends you have given me. Without them life would be really hard. I am thankful for friends to laugh with and to cry with, to talk with and to pray with, and to sing with and to praise God with. I can go to a friend when I just don't want to be alone and she can come to me. I can go to a friend when I need help and she can come to me. Friends. Thank You!

Week 22



FRIENDSHIP

To know, like and trust someone and want to spend time with them.

VALUE REVIEW

- What animal represents the value of LOVE?
- Define LOVE.

OBJECT LESSON

Object: a shoebox full of cards and letters

Make sure cards include a friendship card, a Christmas card, and a birthday card.

Good morning! How are all of you today? I wanted to show you what is in this box. This box is really special to me. In it is a lot of love from a lot of my friends. Can you guess what is in this box? Yes, it is a box full of cards and letters. This one is from a friend I have not seen in a long time because she moved away. *(Read the card to the class.)* We keep in touch with each other even though we do not see each other very often. *(If you have a computer you can even tell them how you E-mail each other!)* This card is from a friend I had a long time ago. *(Hold up a Christmas card.)* We do not write quite as often, but we do like to send each other Christmas cards once a year. This card is a birthday card from my sister. It always makes me feel special when she sends me a card on my birthday. Then I have all of these letters from my friends. They always seem to write whenever I need to be cheered up.

Do you remember where else there is a collection of letters? Yes, there is a collection of letters in the Bible. These are letters written by the apostle Paul and other early church leaders to new pastors and congregations. There are actually twenty-one letters. Thirteen of them were written by Paul, one was written by James, two by Peter, three by John, one by Jude and one (Hebrews) we do not know who wrote. Just as my letters and cards do, these letters were written to encourage us, instruct us or to correct us when we do something wrong. All of the letters in the Bible are important because they tell us what we are supposed to do as Christian friends.

Our story today shows us how one man was a real friend to Paul in his time of need. His story can be found in the book of Acts, one of the history books.

About "The Value"

BARNABAS

SCRIPTURE

Acts 9:1-28, 11:22-26

A long time ago ...

there was a man from Tarsus named Saul (later called Paul). Saul was a well educated man who was a Pharisee. He was a tentmaker by trade. But these things are not what is important about this man. What is important is how God used this man who actively persecuted Christians to further His gospel.

Saul did hate the Christians. He thought they told lies about God and he wanted them destroyed. One day he set out to Damascus with warrants to arrest all of the Christians. But on the way a very bright light from the sky suddenly appeared. He fell blinded to the ground and heard a voice say, "Saul, Saul, why do you persecute me?" "Who are you?", Saul asked. "I am Jesus. ... Go into the city and you will be told what you must do." (Acts:4-6)

When the men with Saul took him to on to Damascus, he laid there praying for three days without eating or drinking. The Lord then sent Ananias to Saul to heal him and baptize him. After spending several days with the disciples in the city, Saul went into the synagogues and began preaching that Jesus was the Son of God. When the Jews conspired to kill him because they could not believe he could be so totally transformed, his followers lowered him in a basket at night through an opening in the wall. From there Saul went to Jerusalem to join the disciples but they, too, were afraid of him until Barnabas took Saul to them and told them of his transformation on the road to Damascus and how he preached fearlessly in the synagogues. Saul was then welcomed as a true Christian and he spoke freely in the name of Jesus. Later he went back to Tarsus where he preached the gospel for eleven years. Meanwhile Barnabas began preaching in Antioch. He was a faithful man and a great number of people accepted Jesus as their Savior. He then went to Tarsus to bring Saul back to Antioch and together they taught the people. Later they went on the First Missionary Journey together.

What we can learn from the story

Barnabas was a good friend to Saul by believing him, speaking on his behalf to the disciples and requesting his help as a fellow teacher to the church in Antioch. He also accompanied Saul (now named Paul) on his first missionary journey.

About "The Story"



FRIENDSHIP

To know, like and trust someone and want to spend time with them.

WHAT IS FRIENDSHIP?

To know, like and trust someone and want to spend time with them.

A FRIEND is someone you know well and are fond of. It is someone who is an ally or a supporter. A FRIEND can be a schoolmate, a best buddy, an intimate companion or a confidant. Nicknames for a FRIEND include pal, buddy, chum or amigo.

WHAT ARE SOME WAYS YOU CAN SHOW FRIENDSHIP TO THOSE YOU KNOW WELL?

Talk with them; spend time with them by going for a walk, movie, ball game, park, mall or playing together; share toys or games; and say good things about them to others.

WHAT ARE SOME WAYS YOU CAN SHOW FRIENDSHIP TO THOSE YOU DON'T KNOW WELL?

Be a pen pal, visit them in a retirement home, smile at people, say "Hi" and help a new kid in your class feel welcome by showing them where things are they will need and introducing them to others.

WHO IN THE BIBLE SHOWED FRIENDSHIP TO DAVID? HOW DID HE?

Jonathan warned David when he was in danger, protected him, brought him information and things he needed and did whatever David asked him to do.

WHAT ARE SOME THINGS THAT PREVENT US FROM BEING FRIENDLY?

Shyness, we don't know people, we are afraid our friends will not like them

WHEN IS IT NOT A GOOD IDEA TO BE FRIENDLY?

When our parents tell you to not play with someone or when strangers approach you.

About "The Value"

VALUE LEARNING GAMES:

GIANT BUBBLE RELAY

GRADES: 1-6

EQUIPMENT: Wire hanger for each team
Dish pan with bubble solution

OBJECTIVE: The team to complete the relay first wins.


PRIOR TO CLASS: Make the bubble solution and bend the wire hangers to make a giant circle.

DIRECTIONS:

1. Divide the class in two to four teams. (If you have more than two teams, make more than one dish pan of bubbles.) Have the teams line up across the room from the dish pans of bubbles. Give the first player on each team a wire hanger.
2. On "GO" the first player on each team runs to the dish pan of bubbles and sticks their wire hanger into it. They then spin around holding the hanger until they have made a giant bubble.
3. After the player has made a giant bubble, he runs back to his team and tags the next player in line.
4. Repeat Steps #2 and #3 until all players have completed the relay.
5. The team to complete the relay first wins.

Bubble Solution:

In one large dish pan of warm water (about 3 gallons) add 1 cup JOY Dish Washing Liquid and 4 tablespoons of glycerine (available at a pharmacy).



About "The Activities"

VALUE LEARNING GAMES:

BIBLE VERSE BUDDY

GRADES: 1-6

EQUIPMENT: Bible Verse Buddy master
Paper bags

OBJECTIVE: The team to complete the game first wins.

PRIOR TO CLASS: Make a copy of the Bible Verse master for each team.
(Use different color paper if you would like.) Cut out verses along the dotted lines. Put the Bible verses in a paper bag.

DIRECTIONS:

1. Divide the class in teams of twelve players each. (If you have a class of less than 24 players, use only the first two verses of the Bible passage.)
2. On "GO" each team member reaches into the paper bag and pulls out a Bible verse. Then they match them up with whoever has the other one or two parts of their verse.
3. When all of the Bible verses have been matched, all the players on the team stand side by side in the correct order of the Bible passage showing their Bible verses to the teacher.
4. Have teams recite the Bible passage and give the Bible reference. (1 Corinthians 13:4-7)
5. The team to line up with their Bible verses in the correct order first wins.

About "The Activities"

BIBLE VERSE BUDDY

Make a copy of the Bible Verse Buddy masters for each team on different color paper.

Love is patient,

love is kind.

It does not envy,

it does not boast,

it is not proud.

It is not self-seeking,

it is not easily angered,

it keeps no record of wrongs.

continued on next page.

Love does not delight in evil

but rejoices in truth.

It always protects, always trusts,
always hopes, always perseveres.

VALUE LEARNING CRAFTS AND COOKING:

FRIENDSHIP BRACELET

SUPPLIES: J-E-S-U-S letter beads
8" ribbon for each student

DIRECTIONS:

1. Give each student a piece of ribbon and one of each letter bead.
2. Instruct students to put the letter beads on the ribbon in the order you tell them and when you tell them.

J OY

The Bible tells us Heaven is God's home and His son, Jesus, lives there with His Father. Heaven is a place full of **JOY** because there is no sin, sickness, sadness or death.

E MPTY

God loves us very much and wants us to live with Him in Heaven. But He will not let sin be in Heaven. The Bible tells us we are lost and **EMPTY** without God forgiving us our sins.

S ON

God washed away our sins by sending His only **SON** to the world. Jesus came from Heaven, was born as a baby, and grew up without doing anything wrong. He then died on the cross, and gave His blood for your sins and mine. He was buried, arose and now lives back in Heaven with His Father.

U NCONDITIONAL LOVE

God forgave all of our sins and loves us no matter what we did wrong. That is called **UNCONDITIONAL LOVE**. When we want God to take away our sins, all we have to do is ask Him to live in our hearts. Do you want Jesus to take away your sins so you can live with Him in Heaven someday?

S AVIOR

When we trust Jesus as our **SAVIOR**, we want to be more like Him. The way we do this is to pray, read the Bible, obey God's Word, go to church and tell others about **J-E-S-U-S!**

About "The Activities"

VALUE LEARNING CRAFTS AND COOKING:

FRIENDSHIP CAKE

INGREDIENTS: 1 cake mix plus required added ingredients
1 frosting

SUPPLIES: Electric frying pan (or cake pan if you are using an oven)
mixing bowl electric mixer
measuring cups spatula
napkins plastic knife

DIRECTIONS:

1. Combine the ingredients for cake mix per directions. Have different children add different ingredients.
2. Pour mixture into an electric frying pan. Cook the mixture throughout the class time so it will be cooked by snack time.
3. Cut the cake into as many pieces as there are children and remove the cake slices. Place the slices on napkins.
4. Have children use a plastic knife to put frosting on a cake slice. Have them give the cake they frosted to a friend in class.

About "The Activities"



FRIENDSHIP

To know, like and trust someone and want to spend time with them.

WHAT WOULD JESUS DO?

Choose one situation to discuss using the ACTION Steps below.

THE SITUATION:

1. One of your best friends does not know Jesus. What should you do?
2. A stranger wants you to show him the way to a business that is a block away. What should you do? (What are some of the danger warning signs?)

ACTION STEPS:

1. **What** are your choices?
2. **What** does the Bible say?
"I have called you friends, for everything that I learned from my Father I have made known to you."
John 15:15
3. **Just** ask God!
4. **Decide** your path.

Prayer Request Book

1. Ask if there were any answered prayers from last week.
2. Record these answered prayers in your book and date them.
3. Ask if there are any new prayer requests. Record them.
4. Remind students about **My Praying Hands** if you are using them.
5. As a group pray for each request made.

About "The Activities"

Date: _____

Teacher's Notes

About "The Objective"

To determine those values, or standards, set by God to help us know how to live our lives and treat others in the world around us.

About "The Value"

MONTH'S VAL. FOCUS: **LOVE** VALUE PIN: **GOLDEN RETRIEVER**
MONTH'S SCRIPTURE MEMORY: **1 CORINTHIANS 13:4-7**

KINDNESS

To be helpful or nice to someone.

VALUE REVIEW

VALUE OBJECT LESSON

About "The Story"

STORY: Philip

SCRIPTURE: Acts 8: 1-8,26-40

About "Activity Choices"

ACTIVITIES GAMES CRAFTS COOKING

- Lesson Focus Questions
- Name Bingo
- KINDNESS Acronym Relay
- Kindness Gift Basket
- Kindness Breadsticks
- WWJD? Discussion Starter
- Prayer Request Book

OTHER RESOURCES

- Last Chance Detectives Video: Legend of the Desert Big Foot
Be kind to others as you want them to treat you
- Helpful Hal's Treasury: Suzy Swoof
A story about Kindness

TEACHER'S DEVOTION:

Dear Lord, "Be kind to one another." "Random act of kindness."
The time period these two phrases were popular is different, but the message is the same. Treat each other with kindness. Only in our day and age does it make noteworthy news to have a "Random Act of Kindness" Day! Being kind is something that should not take a special day. It should be something practiced every day. It is acts of kindness that puts a smile on our face. It is doing something without expecting anything in return. Help me to impress upon the kids in my class the importance of kindness ... a gift for someone that is free.

Week 23



KINDNESS

To be helpful or nice to someone.

VALUE REVIEW

- What does **WWJD?** mean?
- What are the four questions you need to ask yourself when deciding **What Jesus Would Do?**

OBJECT LESSON

Object: A large balloon, scotch tape, poster board “feet” and a straight pin

Before class blow up the balloon and draw a face and some hair on the balloon. Put a piece of tape on the back of the balloon. Be sure to keep this side of the balloon facing you so the children cannot see the tape. Cut out “feet” for the balloon man using the pattern on the next page. Attach the balloon face to the feet as instructed.

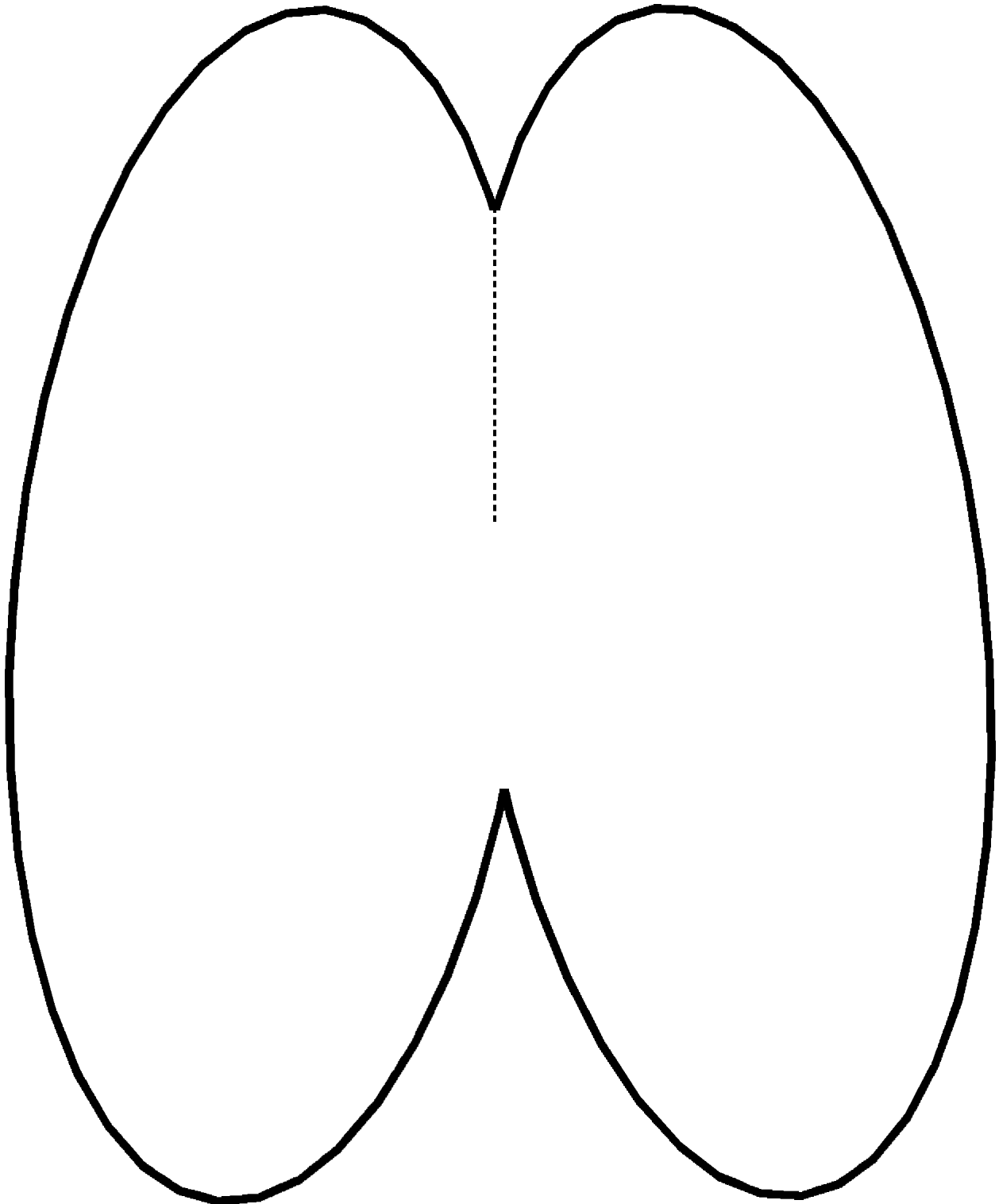
Good morning! It is so good to see all of you! Today I brought a friend with me! His name is “Howard.” (*Show the balloon man.*) Isn’t Howard cute? Howard and I have been friends only a short time and I was wondering how he would react to some things I have to say to him. Every time I say something to him, I am going to stick him with a pin. “Howard, it is so good to have you here today! You are the nicest balloon man I know!” (*Stick the pin through the scotch tape, then pull it out. The balloon will not pop.*) Well, these words of kindness did not hurt Howard at all! Let’s try another statement. “Howard, I think you are really cute!” (*Stick the pin through the scotch tape then pull it out.*) “I am so glad you are my friend.” (*Stick the pin through the scotch tape then pull it out.*) Wow! Howard seems to like all these kind comments! He does not seem hurt by any of these words! I wonder how Howard would feel if I use hurtful words. Let’s see! “Howard, you are so dumb! All you do is just sit there!” (*Now stick the pin directly into the balloon, not the tape. The balloon will pop.*) I guess Howard didn’t like that. I thought being stuck with all those kind words, the bad words would not hurt him so much. I guess I was wrong.

You know, we are an awful lot like Howard. No matter how many nice things people say about us, we are still hurt by mean words. As Christians we need to be careful about what we say to and about others. We need to treat each other with kindness, just as Philip showed to the Eunuch.

About “The Value”

BALLOON MAN'S FEET

Cut out the "feet" below along the solid lines. Now cut along the dotted line. Place the bottom of the blown up balloon in the dotted cut. You may draw on shoes if you want.



PHILIP

SCRIPTURE

Acts 8: 1-8, 26-40

A long time ago ...

there was a disciple named Philip. After the stoning of Stephen, a great persecution broke out in Jerusalem against the church. This persecution was led by Saul (before his conversion on the road to Damascus). Many of Jesus' followers fled to Judea and Samaria. Philip was among the followers who went to Samaria. There he preached to crowds of people. He did many miracles casting out evil spirits and healing the crippled. One day an angel appeared to the apostle Philip telling him to go south on a desert road between Jerusalem and Gaza. Obediently Philip started out on his journey. On his way he met an eunuch who was an important official in charge of the treasury of the queen of Ethiopia. The eunuch had been in Jerusalem to worship and on his way home he was reading the Old Testament book Isaiah. The angel of the Lord told Philip to stay close to the chariot the eunuch was riding in. Philip quickened his step to catch up to the chariot and overheard the eunuch reading Isaiah. "Do you understand what you are reading?" Philip asked. (Acts 8:29) The eunuch responded that he could not understand it unless someone explained it to him. With that he invited Philip to ride in his chariot and explain Isaiah 53:7-8 to him. Philip told him the prophet Isaiah was talking about the coming of the Messiah and that Jesus was the lamb. He continued by telling the treasury official the good news of Jesus Christ. When they reached some water flowing along the side of the road, the eunuch requested to be baptized. When the two men came out of the water, the Spirit of the Lord suddenly took Philip away leaving the eunuch rejoicing as he continued his way back to Ethiopia. Philip continued traveling throughout Samaria preaching the gospel to all who would listen.

What we can learn from the story

Philip showed the eunuch much kindness by asking if he would be helpful in explaining the passages the man was reading. When invited to do so, Philip not only explained the meaning of the Bible passage, but went on to explain Jesus was the lamb spoken of in Isaiah and telling this powerful man the good news about Jesus. He also showed kindness by baptizing the eunuch as he rejoiced in his newfound understanding of the words he read.

About "The Story"



KINDNESS

To be helpful or nice to someone.

WHAT IS KINDNESS?

To be helpful or nice to someone.

To be KIND is to be tender or considerate with someone else. It means to be loving, to be soft, and to be compassionate. Someone who is KIND is also sensitive, patient and easy-going.

HOW DID PHILIP SHOW KINDNESS TO THE EUNUCH IN OUR STORY?

He helped him understand what he was reading from the book of Isaiah and lead him to everlasting in Christ.

WHAT ARE SOME WAYS YOU CAN SHOW KINDNESS IN YOUR BIBLE CLASS?

You can help pass out materials needed in class, say thank-you to others when they do something helpful, share toys or games with others, and help in younger kid's classrooms.

WHAT ARE SOME WAYS YOU CAN SHOW KINDNESS TO YOUR SIBLINGS?

Tell them you love them, say thank-you for the things they do for you, help them with their chores, give them a hug, help them with school work, help them learn a new game or sport, and stand up for them when others have hurt them.

About "The Value"

VALUE LEARNING GAMES:

NAME BINGO

GRADES: 1-6

EQUIPMENT: Name Bingo master
Name master
Paper bag
Pencils

OBJECTIVE: The player to get five names in a row (across, down or diagonal) first wins.

PRIOR TO CLASS: Make a copy of the Bingo master for each player.
Make enough copies of the Name Master to have a
“Name: _____” for every player. Cut out the
“Name: _____” along the dotted lines.

DIRECTIONS:

1. When players enter the class, give them a “Name: _____” and ask them to write their name on it. Tell them to put this slip of paper in the paper bag.
2. Give each player a Name Bingo sheet. Instruct them to go to other players in the class and ask them to write their name in any square they would like to.
3. When all of the players have completed their Name Bingo sheet, have them sit. One at a time, pull a name from the paper bag. If the players has this name on their Name Bingo sheet, have them put a check mark in that square.
4. The player to get five names in a row (across, down or diagonal) first wins.

About “The Activities”

NAME BINGO

Name: _____

Name: _____

Name: _____

Name: _____

Name: _____

Name: _____

Name: _____

Name: _____

Name: _____

Name: _____

Name: _____

Name: _____

Name: _____

Name: _____

Name: _____

Name: _____

Name: _____

Name: _____

Name: _____

Name: _____

Name: _____

Name: _____

Name: _____

Name: _____

VALUE LEARNING GAMES:

KINDNESS ACRONYM RELAY

An acronym is a word formed from the first letter of other words.

GRADES: 1-6

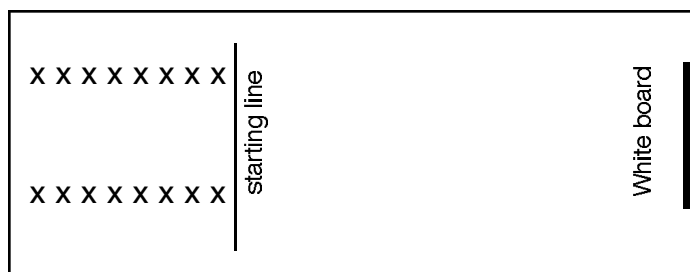
EQUIPMENT: KINDNESS Acronym masters
Pencils
Sticky Tac

OBJECTIVE: The team to complete the relay first wins.

PRIOR TO CLASS: Make a copy of the Acronym masters for each team.
Cut out the letters along the dotted lines.

DIRECTIONS:

1. Divide the class in teams of no more than eight players. Give each player a letter.
2. Instruct players to fill out their part of the Acronym by writing down a word that describes something they can do to show kindness that starts with that letter. (If a player has trouble thinking of a word, other team members may show kindness by helping them.)
3. When all players have completed their word, have them line up as shown below with the player who has the “K” as the first player in line, the players who has the “I” second in line, etc.. Tell them to take a piece of Sticky Tac, roll it in their hands and stick it to the back of their part of the Acronym. (If you are using a white board, you may substitute scotch tape for the sticky tac.)
4. On “GO” the first player on each team runs to the wall or white board on the opposite side of the room and puts up his letter. He then runs back to his team and tags the next player in line.
5. Repeat Step #4 until all eight letters of the Acronym KINDNESS are on the wall or white board.
6. The team to complete the relay first wins.



About "The Activities"

KINDNESS Acronym Master

Make a copy of this KINDNESS Acronym master for each team.

K

I

N

D

KINDNESS Acronym Master - page 2

Make a copy of this KINDNESS Acronym master for each team.

N

E

S

S

VALUE LEARNING CRAFTS AND COOKING:

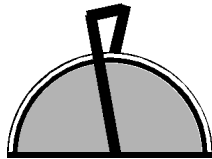
KINDNESS GIFT BASKET

SUPPLIES: Dollies
Construction paper
Clear shelf paper
Ribbon
Flowers (Real or artificial)

PRIOR TO CLASS: Cut the clear shelf paper in a square approximately one inch larger than dollies. Cut the ribbon 12 inches long.

DIRECTIONS:

1. Give each student a dollie, a piece of construction paper, a clear shelf paper square and a piece of ribbon.
2. Instruct the students to take the backing off of the shelf paper. Tell them to place the dollie in the center of the shelf paper, then the ribbon (being sure it is centered), and finally the construction paper on top of the dollie.
3. Creatively cut around the dollie. (Be sure not to cut the ribbon.)
4. Tie the ends of the ribbon together like the picture below to make a small basket. Put some flowers into the basket.
5. Have students give the basket to a senior saint in your church in an act of kindness.



KINDNESS BREADSTICKS

INGREDIENTS: 1-2 packages of uncooked breadsticks

SUPPLIES: Baking sheet Waxed paper
Napkins

DIRECTIONS:

1. Give each student half (or whole) piece of breadstick.
2. Instruct students to roll their piece of breadstick on a piece of waxed paper until it is long and skinny. Have them creatively place it on a baking sheet in a design that reminds them of something that shows kindness.
3. When cooked, have them give thanks to God for His kindness.

About "The Activities"



KINDNESS

To be helpful or nice to someone.

WHAT WOULD JESUS DO?

Choose one situation to discuss using the ACTION Steps below.

THE SITUATION:

1. Your teacher has a lot of papers to grade and needs to have her room straightened before she leaves for the day. What can you do?
2. Your best friend's loving grandmother is ill. What can you do?

ACTION STEPS:

1. **What** are your choices?
2. **What** does the Bible say?
"An anxious heart wights a man down, but a kind word cheers him up."
Proverbs 12:25
3. **Just** ask God!
4. **Decide** your path.

Prayer Request Book

1. Ask if there were any answered prayers from last week.
2. Record these answered prayers in your book and date them.
3. Ask if there are any new prayer requests. Record them.
4. Remind students about **My Praying Hands** if you are using them.
5. As a group pray for each request made.

About "The Activities"

Date: _____

Teacher's Notes

About "The Objective"

To determine those values, or standards, set by God to help us know how to live our lives and treat others in the world around us.

About "The Value"

MONTH'S VAL. FOCUS: **LOVE** VALUE PIN: **GOLDEN RETRIEVER**
MONTH'S SCRIPTURE MEMORY: **1 CORINTHIANS 13:4-7**

FORGIVENESS

To let go of your anger or ill will towards someone.

VALUE REVIEW

VALUE OBJECT LESSON

About "The Story"

STORY: JOSEPH

SCRIPTURE: Genesis 37:7-45:15

About "Activity Choices"

ACTIVITIES GAMES CRAFTS COOKING

- Lesson Focus Questions
- Coat Relay
- Giant Hug Relay
- Prayer and Forgiveness Figure
- Sweet as Honey
- WWJD? Discussion Starter
- Prayer Request Book

OTHER RESOURCES

- Veggie Tales: God wants Me to forgive Them?!
The Grapes of Wrath (approx. 15 minutes)
Larry's Gilligans Island (approx. 15 minutes)
- Helpful Hal's Treasury: The Hollyhonk Gardens of Gneedle and Gribb
A story about forgiving

TEACHER'S DEVOTION:

Dear Lord, I ask you for forgiveness. Sometimes I am so busy that I do not spend enough time in your word or talking with you. Too often I hurry into decisions without first asking for your guidance. And there are times when I do not stop to listen to my husband, my children or the students in my class ... so focused am I on the task at hand. Lord, help me to sincerely feel sorrow for and to ask for forgiveness from those I have hurt either intentionally or unintentionally.

Week 24



FORGIVENESS

To let go of your anger or ill will towards someone.

VALUE REVIEW

- What are the three related values to INTEGRITY?
- What are the three related values to DEPENDABILITY?

OBJECT LESSON

Object: none

Good morning, boys and girls. It sure is a beautiful day, isn't it? Have any of you ever had a bad day? All of us have those days when nothing seems to go right. I can remember one when I was about your age. It was not a pretty day like today. It was a rainy, yucky Saturday and my sisters and I were home alone while our mother went to the grocery store. Dad had to go to work and we three girls were just plain bored! We watched cartoons for a while, but soon we were in an argument about which channel to watch. Then one of us (I do not know which one) suggested we play keep away. Have you ever played that game? Two of us decided to toss my little sister's teddy bear back and forth while she tried to catch it. Of course if Mom was at home we NEVER would have done this. We knew we were not supposed to throw things around the house and certainly not my little sister's favorite toy! All was going well for a while. We were running all over the house yelling and screaming. Then disaster happened. The teddy bear hit some glasses on the counter in the kitchen, breaking them before falling into a sink full of dirty, oily dishwater. At first the three of us stood there in complete shock with our mouths hanging open. Then my little sister let out such a wail as she picked up her soggy, wet stuffed animal. To make matters worse, Mom walked in right then. Did we ask for forgiveness? Yes. Were we sincere about it? Yes. Were there still consequences? Yes. And even today it makes me sad remembering what we had done. Even though my sister forgave us a long time ago for messing up her teddy bear and Mom forgave us for breaking the glasses and making a mess of the house, I still remember what a big lesson I learned that day about obeying my parents, treating my little sister with love and how important forgiveness is.

About "The Value"

JOSEPH

SCRIPTURE

Genesis 37:7-45:15

A long time ago ...

there was a young man who was the envy of his father. His name was Joseph. His father was Jacob, now called Israel. Israel had 12 sons in all, but Joseph was his favorite. He gave Joseph a “richly ornamented robe” which was far more colorful than those of his brothers. This favoritism made his brothers hate him. What’s more, Joseph had a dream which showed his brother’s sheaves of grain bowing to his sheaf of grain. He had a second dream where the sun, moon and eleven stars bowed to him. You can imagine how angry his brothers were then!

One day Israel sent Joseph out to the fields where his brothers were tending their flocks. When they saw him coming they plotted to kill him, but decided to sell him for 20 pieces of silver to a merchant caravan going Egypt. They took his coat from him, covered it with goat’s blood and told their father wild animals had killed their brother. Meanwhile Joseph arrived in Egypt and was sold to Potiphar, Pharaoh’s captain of the guard.

Joseph worked hard and prospered in Egypt. He was put in charge of Potiphar’s household and everything he owned. One day Potiphar’s wife became mad at Joseph and told a lie about him so Potiphar had him thrown into jail. While in jail Joseph interpreted two dreams for others who were held there. God then helped Joseph interpret two dreams for the Pharaoh. In the first dream the Pharaoh was standing by the Nile River and seven fat cows came up out of the river to graze. After them seven skinny cows came up out of the river and ate the seven fat cows. In the second dream there were seven heads of healthy grain growing on a single stalk. After them seven other heads of grain sprouted, but these were thin and scorched. The thin heads swallowed up the seven healthy heads of grain. When Pharaoh awoke, no one could interpret his dreams except Joseph. Joseph told the Pharaoh that the dreams meant there would be seven years of good crops followed by seven years of famine. Joseph went on to tell Pharaoh to take 1/5th of the harvest in Egypt during the years of abundance and keep them in reserve for the lean years. This plan seemed good to the Pharaoh and he put Joseph in charge because God had made all of this known to Joseph.

True to God’s word, there were seven prosperous years in Egypt and all the

About “The Story”

JOSEPH

SCRIPTURE

Genesis 37:7-45:15

countries surrounding it. When the seven lean years came, people throughout Egypt and the surrounding countries came to the storehouses built by Joseph to purchase grain. Among those who came were ten of Israel's sons ... Joseph's brothers! Even though Joseph recognized them, they did not recognize him. Joseph decided to not reveal his true identity. Instead he accused them of being spies. They told him they were the sons of one man who had twelve sons. Their youngest brother, they said, was at home with their father and the other brother "was no more". Joseph told them they would have to prove they were telling the truth. He told them he would hold one of the brothers there in prison while the rest of them took grain back to their families. If they were telling the truth, they were to bring their youngest brother to him. Joseph bound one of the brothers, Simeon, and put him in prison. He ordered his servants to fill the other brothers' bags with grain and to put their silver back in their bags. The brothers reluctantly told their father what had happened in Egypt. Jacob was greatly grieved for he did not want to send Benjamin to Egypt and he did not want to lose Simeon.

Soon the grain ran out and Jacob told his sons to return to Egypt to buy more grain. Reluctantly he allowed Benjamin to go, but he instructed them to take twice the amount of silver needed to purchase the grain (to replace the silver returned from their first journey) and to bring gifts. (Read Genesis 43-45 to see what happened when the brothers returned to Egypt and how Joseph revealed himself to his brothers.) Joseph forgave his brothers for selling him into slavery for God had sent him to Egypt to save many lives.

What we can learn from the story

The story of Joseph and his brothers is an incredible story of jealousy and bitterness that God used for good. God used that which was intended for bad, sold into slavery and put in prison, and turned it into something good, in charge of Potiphar's house and meeting powerful men in jail who later introduced him to the Pharaoh. This story is also one of forgiveness. Without a doubt Joseph's brothers were jealous of him. They were angry with him and his boastful manner did not help! Joseph, however, did not try to get even with them. He forgave them and they were united again as a family.

About "The Story"



FORGIVENESS

To let go of your anger or ill will towards someone.

WHAT IS FORGIVENESS?

To let go of your anger or ill will towards someone.

To FORGIVE is to give up resentment against someone or to stop wanting to get even with someone when they have hurt you. It means to pardon, excuse or “let bygones be bygones”. It also means to not tell others about what someone did wrong to you.

HOW DO YOU FORGIVE SOMEONE?

First you need to want to FORGIVE someone. If you find it hard to do so, ask God for help then act and think of the person as if you have forgiven them.

WHAT ARE SOME THINGS THAT SHOW WHEN SOMEONE HAS NOT FORGIVEN SOMEONE ELSE?

They gossip, tell others for the purpose of getting even, they “tattle-tale”, say they are sorry but their facial expression shows they are not, they say, “I will forgive you if _____” (bribery), they change their mind about forgiving someone, they store up “hurts”, and they continue to think about what the other person did to hurt them.

WHY IS IT HARDER TO FORGIVE AT SOME TIMES THAN AT OTHERS?

The closer you are to the person who has hurt you, the harder it is to FORGIVE because it hurts more. If someone hurts you about something you believe strongly about it can hurt more. If a lot of people know about the situation the harder it is to FORGIVE.

GIVE SOME EXAMPLES OF STORIES IN THE BIBLE ABOUT FORGIVENESS.

Prodigal Son
Esau and Jacob
Jesus

Joseph and Brothers
David and King Saul
Stephen

About “The Value”

VALUE LEARNING GAMES:

COAT RELAY

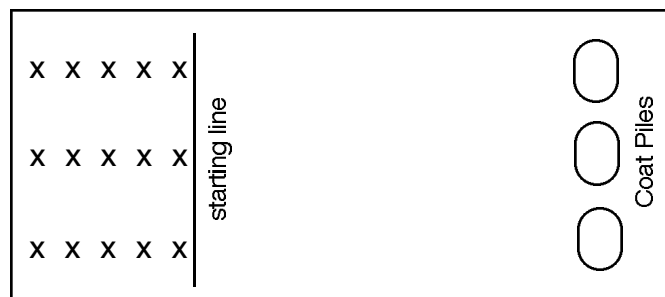
GRADES: 1-6

EQUIPMENT: Several coats for each team

OBJECTIVE: The team to complete the relay first wins.

DIRECTIONS:

1. Divide the class in two - four teams. Put a minimum of three and maximum of five coats in front of each team at the far end of the room.
2. On "GO" the first player on each team runs to his team's pile of coats. He chooses one to put on, then runs with the coat on to the next player on his team. He then takes off the coat and gives it to that player. This player puts on the coat, runs to the pile of coats and takes off the coat. He then runs back to his team and tags the next player on his team.
3. Repeat Step #2 until all players on the team have completed the relay.
4. The team to complete the relay first wins.



About "The Activities"

VALUE LEARNING GAMES:

GIANT HUG RELAY

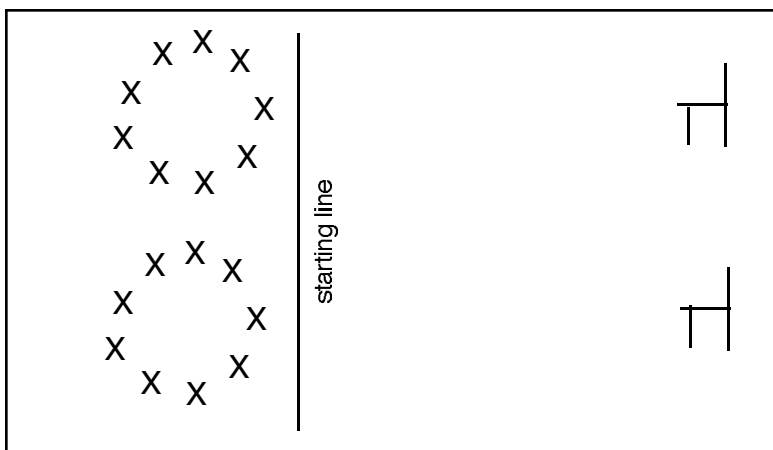
GRADES: 1-6

EQUIPMENT: Chair for each team
Masking tape to mark the starting line

OBJECTIVE: The team to complete the relay first wins.

DIRECTIONS:

1. Divide the class in two teams. Put a chair in front of each team at the far end of the room.
2. Have each team stand in a circle with their arms linked around each other's shoulders or waist.
3. On "GO" the entire team "runs" around their chair. They are not to break their link. If they do they have to stop, re-link and resume their run. They continue their linked run by crossing back over their starting line.
4. The team to complete the relay first wins.



About "The Activities"

VALUE LEARNING CRAFTS AND COOKING:

PRAYER AND FORGIVENESS FIGURE

SUPPLIES: Prayer and Forgiveness master
White card stock
Scissors
Markers or crayons
White velcro dots

SUPPLIES: Using the Prayer and Forgiveness master, make a copy of the doll for each student on white card stock.

DIRECTIONS:

1. Give each student a Prayer and Forgiveness figure on white card stock. Have them cut out their figure being careful to NOT cut on the dotted line near the bottom of it.
2. Students may color their figures using markers or crayons.
3. Instruct students to put one half of a velcro dot on one hand and the other half of the dot on the other hand. Tell them to bend the bottom part of the figure back along the dotted line to make a stand.
4. This figure will remind students to first PRAY (when the velcro dots are attached in front) then FORGIVE (when the velcro dots are unattached and the arms are spread out).

SWEET AS HONEY

INGREDIENTS: Wheat Bread
Honey

SUPPLIES: Plastic Knives
Napkins

DIRECTIONS:

1. Give every two students two slices of wheat bread and one plastic knife.
2. Have one of these students spread honey on one slice bread then put the two slices of bread together.
3. Have the second student cut the honey sandwich in two equal halves.
4. The first student then picks which sandwich half to give to his partner.

About "The Activities"

PRAYER AND FORGIVENESS FIGURE

Make a copy of this doll for each student on white card stock.



A large empty rectangular box with a dashed top edge, intended for a student's name.



FORGIVENESS

To let go of your anger or ill will towards someone.

WHAT WOULD JESUS DO?

Choose one situation to discuss using the ACTION Steps below.

THE SITUATION:

1. Some of the kids at school were making fun of you and your best friend was laughing with them. What should you do?
2. You accidentally broke a window at the church when you were hitting a tennis ball against the outside wall. You were so embarrassed you ran home. What should you do now?

ACTION STEPS:

1. **What** are your choices?
2. **What** does the Bible say?
“Bear with each other and forgive whatever grievances you may have against one another. Forgive as the Lord forgave you.” Colossians 3:13
3. **Just** ask God!
4. **Decide** your path.

Prayer Request Book

1. Ask if there were any answered prayers from last week.
2. Record these answered prayers in your book and date them.
3. Ask if there are any new prayer requests. Record them.
4. Remind students about **My Praying Hands** if you are using them.
5. As a group pray for each request made.

About “The Activities”